

APOLLO SCAFFOLD SERVICES

MANUFACTURER OF SCAFFOLD BEAMS AND COMPONENTS



Tel: 01226 700 079

Fax: 01226 727 108

Web: www.apollocradles.com

Email: info@apollocradles.com

Email: scaffold@apollocradles.com

View our range of brochures on-line:

www.apollocradles.com/accessplatforms

www.apollocradles.com/cradles

www.apollocradles.com/mastclimbers

www.apollocradles.com/scaffoldservices

Aluminium Ladder Beam

Technical Details are available at:
www.is.gd/eBPwvO

Standard width = 12" (305mm)
Up to 8m long

Special widths also available
to customer specification



- ❑ Overall depth - 353mm (standard ladder beam width)
- ❑ 48.3mm x 4.47mm wall thickness grade 6082 T6 aluminium
- ❑ All aluminium beams are T.I.G welded (all welders coded to BSEN 287 Pt2 92AI/97 EN30042)
- ❑ Conforms to BS 8118 & BS EN 1999-1-1
- ❑ Self weight 5kg/m
- ❑ Monthly proof load testing of random sample beams



Lattice Beam

Technical Details are available at:
www.is.gd/2aH2Sc

Welded aluminium beam, connected with spigot connectors and spigot connector pins or bolts

Standard width = 17.7" (450mm)
Available between 1 - 8m long



- ❑ Manufactured in the UK from 6082 T6 extruded aluminium and fully compatible with other 450mm deep beams
- ❑ Standard lengths: 2, 4, 6 and 8 metres
- ❑ Non-standard lengths made to order (e.g. 19ft 6" for shipping containers)
- ❑ Massive strength to weight ratio - incorporates extruded oval crossmembers
- ❑ Independent Consulting Engineers reports
- ❑ Conforms to BS 8118 & BS EN 1999-1-1
- ❑ Monthly proof load testing of random sample beams



750mm X-Beam

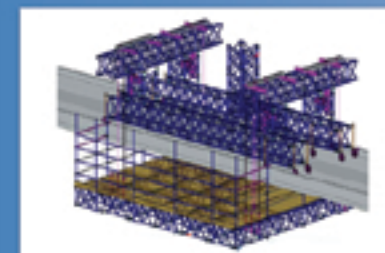
Technical Details are available at:
www.is.gd/7noFYB

Standard width = 29.5" (750mm)
Up to 6m long

Unsurpassed weight to strength ratio



- ❑ Less beams required per job
- ❑ Larger spans for less money
- ❑ Reduced labour and installation time
- ❑ Lengths of 1, 2, 3, 4, 5 and 6 metres available
- ❑ Overall depth - 750mm (centre to centre)
- ❑ Weight 8kg/m
- ❑ Conforms to BS8118 (Section 3) & BS EN 1999-1-1
- ❑ Independent Engineers report verification
- ❑ Monthly proof load testing of random sample beams



From Concept



To Design & Manufacture




To Installation

1500mm X-Beam

For use when aluminium scaffolding beams are not strong enough to support a scaffold or structure, the 1500mm X-Beam's high strength design makes it the perfect solution. See the image below for a demonstration of the 1500mm X-Beam's superior strength at the Birmingham NEC show.

At 1.5m wide, the 1500 X-Beam is the widest scaffolding beam system on the market and can span distances up to 100m.

Birmingham NEC show



Drumscreen Repair Heavy Support



Each support job will require calculations but the potential for spanning large distances whilst supporting heavy loads is now maximised using the Apollo 1500 X-Beam.

We have a registered design on the standard 750 X-Beam and the 1500 X-Beam

- Conforms to BS 8118
- Conforms to BS EN 1999-1-1
- Manufactured in Britain
- Nationwide carriage and delivery
- Proven technology
- Joint plates and hop-up brackets

From Concept to Installation



Crash Deck Concept

Technical Details are available at:
www.is.gd/wlBqBM




For specific information on the 1500mm X-Beam system as well as test reports and load capacities, please contact Apollo Cradles Ltd.

1500mm X-Beams are also available for export to anywhere in the world.

www.apollocradles.com

Stair Treads & Public Access Steps

We also manufacture stair treads and public access steps to your requirements. Our non-slip lightweight steps are tested for integrity post manufacture and our clients find us a reliable source for service, quality and value.



Safety Gates & Scaffold Gates

Our Scaffold Ladder Gates are reversible closing steel framed gates.


The Scaffold Ladder Gate is 1m high, weighs approximately 10kg and features a mesh and toeboard infill.



Ladder Hatches / Ladder Traps

Our Scaffold Ladder Traps are designed to prevent any injury by falling through open areas where ladder access is required.

Scaffold Ladder Traps are widely seen within the industry as a must to ensure high levels of health and safety. Apollo ladder traps meet all standards for commercial use of these products.



Loading Bay Gates

Full rear barriers keep the loading bay closed and safe even when in the open position whilst materials are being loaded, as a result a gate can never be left open.

Our design features an easy one-man operation whatever the size.



Temporary Roofing Products

Our temporary roof system is suitable for small and large projects, making it ideal for construction sites.

- Beam to rail fittings
- 2.5 roof frame
- Sheeting rail
- Plan brace
- Ledger brace



Bespoke Items & One-offs

At Apollo we pride ourselves not only being in a position to produce work for pre-designed and bulk orders but also to produce the highest quality of work for that one off item that is no longer produced on mass.

No matter how small, contact us with details of your project and one of our engineers can assist you in achieving the results you need.



Excellent Quality Coded Welding

- Don't accept cheap imports
- Compare our welds with our competitors



